

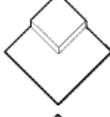






PORCELAIN PAVERS


Installation options

-  pedestals
-  sand & gravel
-  concrete slab
-  thinset bed
-  lawn & turf

# Nordic Pine

Light grey porcelain pavers with subtle knots, resembling imperfections of wood.  
 Little variation in color or shade between individual pavers.  
 Lightly textured finish.

Color & Shade Variation:



V2

Slight variation in shade & texture

Size:



23 9/16" x 23 9/16"

Thickness:	3/4"
Weight:	9 lb/sq.ft.
Packing:	2 pcs/ctn (24"x24")
Water absorption:	0.1%
Static load (center)	≥ 2200 lbf
Slip resistance	R11 (DIN51130)
Frost resistance:	resistant